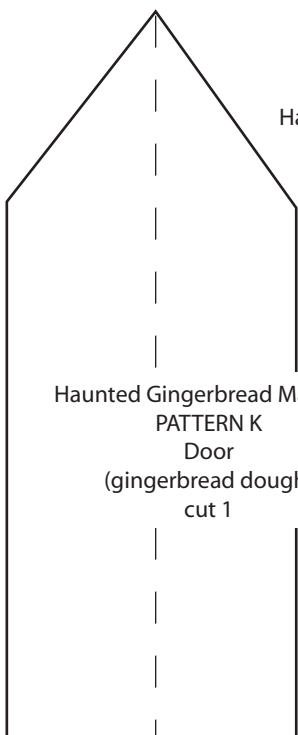


Haunted Gingerbread Mansion
PATTERN A
House Base
(dark chocolate dough)
cut 1

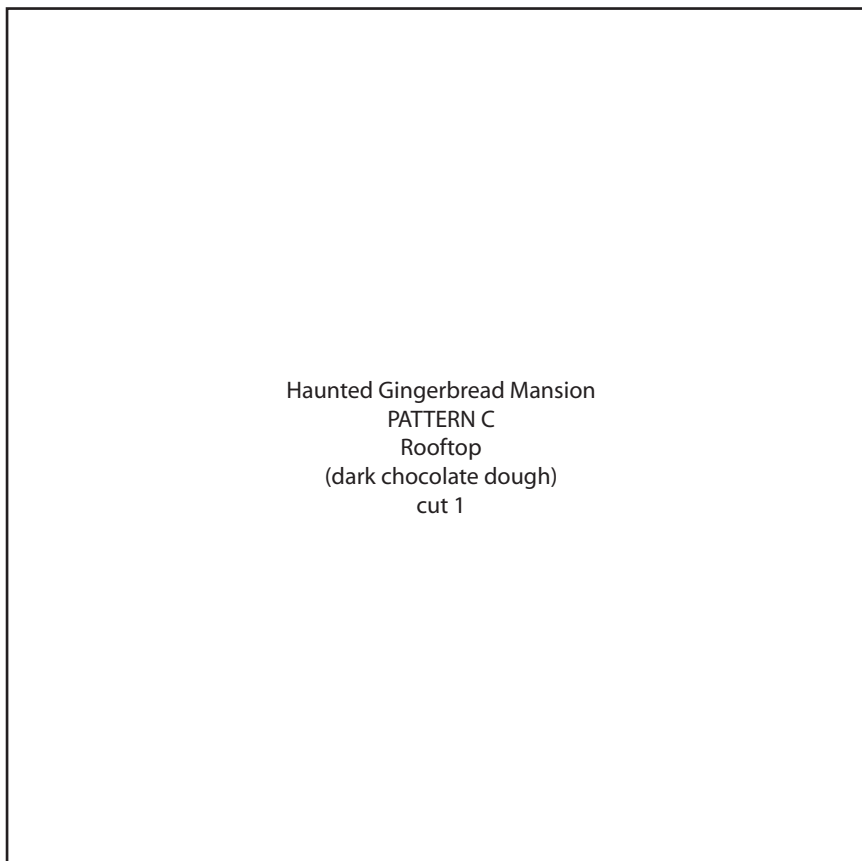
Haunted Gingerbread Mansion
PATTERN B
Wall
(gingerbread dough)
cut 4



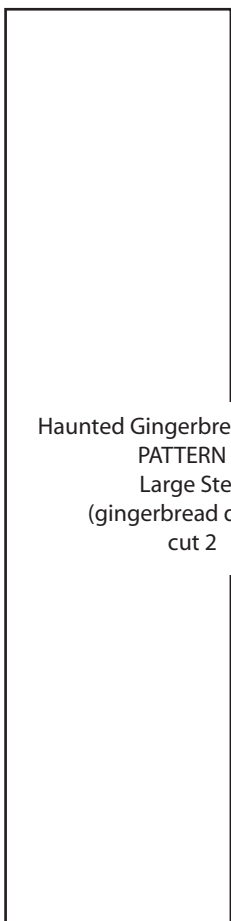
Haunted Gingerbread Mansion
PATTERN I
Small Step
(gingerbread dough)
cut 1



Haunted Gingerbread Mansion
PATTERN K
Door
(gingerbread dough)
cut 1



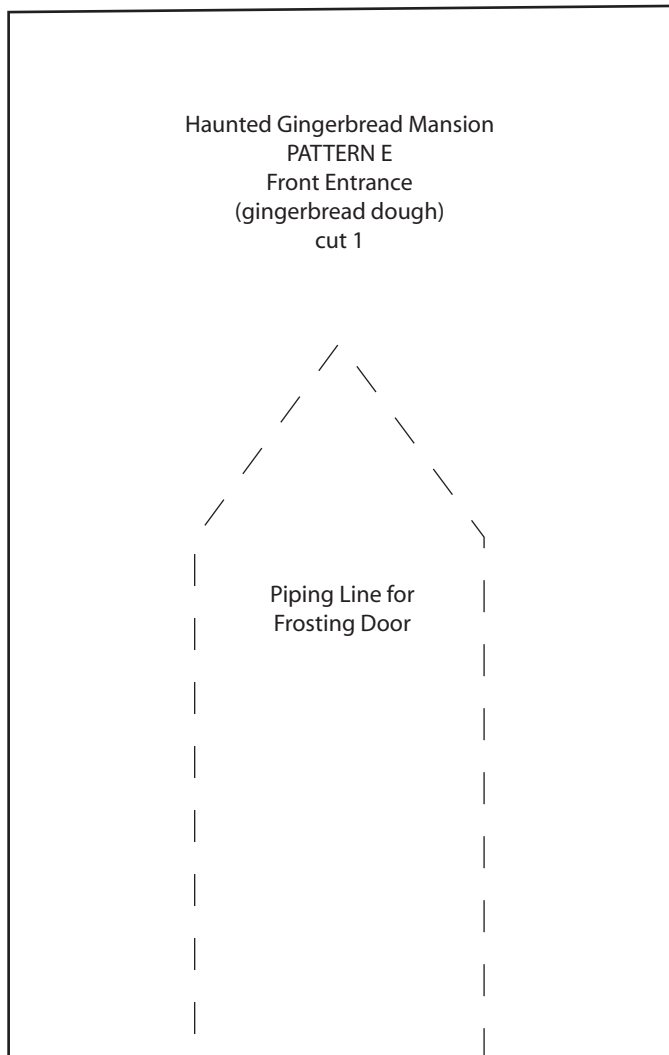
Haunted Gingerbread Mansion
PATTERN C
Rooftop
(dark chocolate dough)
cut 1



Haunted Gingerbread Mansion
PATTERN G
Large Step
(gingerbread dough)
cut 2

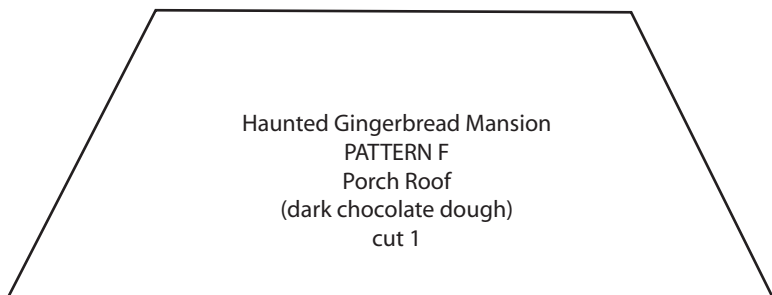


Haunted Gingerbread Mansion
PATTERN H
Medium Step
(gingerbread dough)
cut 1



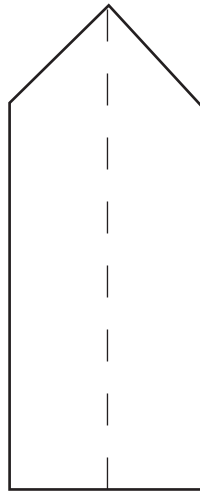
Haunted Gingerbread Mansion
PATTERN E
Front Entrance
(gingerbread dough)
cut 1

Piping Line for
Frosting Door

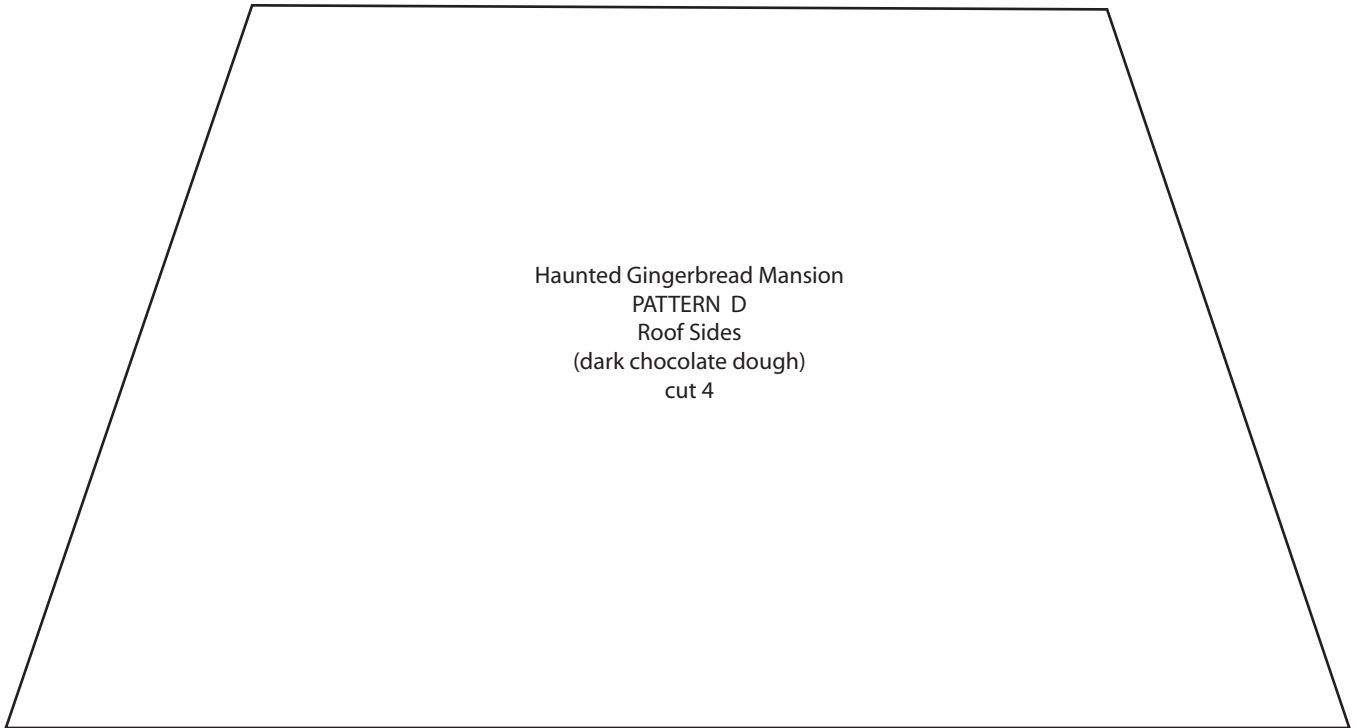


Haunted Gingerbread Mansion
PATTERN F
Porch Roof
(dark chocolate dough)
cut 1

Haunted Gingerbread Mansion
PATTERN J
Shutters
(gingerbread dough)
cut 7



Haunted Gingerbread Mansion
PATTERN D
Roof Sides
(dark chocolate dough)
cut 4



Haunted Gingerbread Mansion
Placement Guide—House Front
PATTERN B Wall

Place
PATTERN F
Porch Roof Here

Place PATTERN J
Shutters Here

Place PATTERN J
Shutters Here

Piping Line for
Frosting Door

Place PATTERN K
1/2 Door Here

Place PATTERN K
1/2 Door Here

Place PATTERN I
Small Step Here

Place PATTERN H Medium Step Here

Place PATTERN G Large Step Here

Place PATTERN G Large Step Here

