

Hy-Vee  
EMPLOYEE OWNED

# Lawn & Garden

GARDEN

LANDSCAPE

GRILLS

PATIOS

## SPRING 2012 CATALOG

Order many of your favorite lawn and garden products online and have them delivered free to your local Hy-Vee store. Select products are only available at [www.hy-vee.com](http://www.hy-vee.com).



# table of contents | 2012



- 2 Flowers
- 8 Landscape
- 12 Vegetables
- 14 Solutions
- 16 Grills
- 22 Patios

**HY-VEE, INC.**  
**WWW.HY-VEE.COM**

Garden products are available from local Hy-Vee stores. Grills and patio sets are available online at [www.hy-vee.com](http://www.hy-vee.com) and at select Hy-Vee locations. Free delivery to your local Hy-Vee. Please ask our helpful employees if you need assistance locating these products.



Look for this icon to see garden products also available at [www.hy-vee.com](http://www.hy-vee.com).

Prices effective April 1, 2012, through June 30, 2012 (while quantities last). © 2012 by Hy-Vee, Inc. All rights reserved. Printed in the U.S.A.

Produced by Grey Dog Media, LLC [www.gogreydog.com](http://www.gogreydog.com)



Please recycle after use.

## Hi Friends,

The snow has melted and spring has sprung. Lawns are greening, trees are budding and color is returning as flowers come to life. Soon we'll be firing up the grill and relaxing on the patio. Now is the time to get ready!

Start planning for your best landscape ever. Whether you crave colorful annuals and perennials, blooming trees and shrubs or garden-fresh herbs and vegetables, you'll find healthy plants at your Hy-Vee Garden Center. To keep your plants flourishing all season long, we offer quality foods, soils, mulches, weed killers and pest solutions.

Revolutionize your landscape with new plants, including reblooming lilacs and sun-tolerant hydrangeas. Make your home the talk of the block with custom hanging baskets. Our Moss-Lined Hanging Basket makes you look like a green-thumb pro with its cascades of color.

Get your lawn ready for toe-tickling barefoot strolls and croquet with the kids. Count on the Hy-Vee Premium 4-Step Lawn Fertilizer Program to groom your lawn into a neighborhood showpiece. Our fertilizer blends cater to Midwestern soils, giving grass what it needs to thrive. Hy-Vee features weed and pest control products that breathe new life into troubled turf.

Transform your yard into a vacation destination with cozy patio furniture or a new grill. Tuck a covered swing into your yard and you're not just adding shady seating, you're setting the stage for memory-making moments. Maybe this is the year you'll create an outdoor dining room for supper under the stars.

At your local Hy-Vee Garden Center, you'll find everything you need to design outdoor living spaces that are beautiful, inviting and functional. We make one-stop shopping possible, saving you time and money. So come find a few flowers for your patio, a fabulous grill or whatever you need to refresh your yard. Summer is just around the corner!

Jerry Kluver  
**Hy-Vee Garden Center Manager**



In Central Iowa, watch *Get Growing* with Jerry Kluver on KCCI TV Channel 8 Fridays at 5 p.m. and Saturdays at 8 a.m. Have a question for Jerry? Visit [www.hy-vee.com](http://www.hy-vee.com) and click on the *Get Growing* icon.





FLOWERS



# *favorites* THIS SEASON

COUNT ON ANNUALS AND PERENNIALS FROM HY-VEE TO THRIVE IN THE GROWING ZONES IN WHICH THEY ARE SOLD.

**A key component for flower gardens** is color, and no plants pack brighter floral punch than annuals. Tucked into planting beds near border fronts where they'll draw attention, multi-hued blooming annuals sound a steady note of color throughout the growing season.

In landscapes that primarily rely on young perennials and shrubs for structure, filling in with the fast-growing annuals supports perennials until they mature. In subsequent years, as perennials and shrubs spread and fill in, you can plant fewer annuals.

Gardeners can count on the Hy-Vee Garden Helper perennial line to withstand Midwest winters because they are hardy in Zones 4 and 5. Depend on tried-and-true performers as well as harder-to-find varieties, such as the yellow tree peony. Clearly labeled Garden Helper collections take guesswork out of mixing and matching. Perennials let you attract butterflies, showcase a sunny cottage garden or show off perfumed blooms.



**new at Hy-Vee**

This year, we are featuring a moss-lined basket for trailing plants that unfurl colorful flowers and foliage.

Moss-Lined Hanging Basket 12-in. \$26.99



Visit your local Hy-Vee store for plants chosen specifically to grow in your area. Selection and variety vary by location.

**plant your own**

Design custom planters that reflect your signature style. You'll find everything you need to create one-of-a-kind container gardens at your local Hy-Vee. Guarantee your success by using perfect-for-pots soil mix, transplant fertilizer and premium annuals.



All Weather decorative foam planter. 13-in. round planter with embossed leaf design \$8.99



Hy-Vee Plant Starter Concentrate 40 oz. \$5.99



Hy-Vee Garden Helpers Premium Annual Collection 1 qt. \$3.88



Miracle-Gro Flowers & Vegetables Soil 1 cu. ft. \$4.29



Hy-Vee Garden Helpers Accent Annuals pint \$1.99



Hy-Vee Garden Helpers 804 4-pk. Jumbo flowers or vegetables \$1.99



FLOWERS



Your favorite spring shrub just got better! 'Bloomerang' lilac opens fragrant flowers all summer long. Blooms fade from deep purple to pink as they age.

Bloomerang Lilac 8-in. \$10.99

## flower/plant food

Coax the most growth from your garden flowers—and food crops—with custom fertilizer blends.



Miracle-Gro All Purpose Plant Food 1.5 lb. \$5.49



Miracle-Gro Rose Plant Food 1.5 lb. \$5.49



Miracle-Gro Bloom Booster Flower Food 1.5 lb. \$5.49



Miracle-Gro Tomato Plant Food 1.5 lb. \$5.49

## ANNUALS

Annual flowers offer bright pops of lively color, which will make any landscape sing. These one-season wonders offer a harvest of flowers in a single growing season. Just plant, water and be amazed at the color. In the Midwest, annuals hit the ground running in spring, ready to flourish until autumn's killing frost.

One secret to outstanding annual performance is planting them in an ideal location. Read plant tags to discover whether a plant prefers sun or shade. Tags also let you know the average expected size of a plant at maturity. Use that information to determine how many plants to purchase to complete your garden design.

For most annuals, water when soil is dry to the touch—one-knuckle deep. Fertilize by mixing a slow-release product into soil at planting time or use water-soluble plant food you apply with a watering can. For flowers, a bloom-booster fertilizer increases blossom number.

These beauties race through their growth cycle. Once annuals produce seeds, their eye-catching looks dwindle as plants begin to die. Remove faded blooms by snipping or pinching off spent flowers as part of the routine when you water.

### popular annuals

- Marigolds • Annual Daisies • Bedding Geraniums • Alyssum • Salvia • Impatiens • Wax-Leaf Begonias • Snapdragons • Petunia • Browallia

## PERENNIALS

While annuals blaze like a comet through a single, dazzling season, perennials may take two or three seasons to reach maturity. As they come into their own, they inject a garden with structure and reliable color. Their varied blossoms and eye-catching foliage are just as pleasing as their here-this-year, gone-the-next annual cousins.

Perennials generally thrive for four, five or more years. They may or may not produce flowers the first year, if started from seed. After that, some varieties will bloom for one to three weeks only once a season, while others display their beautiful gifts two or three times a year or even all season long.

These are not plant-and-forget plants. Perennials require regular maintenance, including dividing crowded plants, deadheading (removal of dead blooms), staking, pruning and pest control.

In return for care, perennials give landscapes variety in plant sizes, bloom times, leaf shapes and colors. Using perennials, you can easily design a garden that's colorful and interesting every season. Start with season-long performers, such as repeat-flowering daylilies, and intersperse brief bloomers, such as bearded iris, for bursts of color.

### popular perennials

- Russian Sage • Hostas • Lavender • Poppies • Daylily • Baby's Breath • Purple Coneflower • Yarrow



Visit your local Hy-Vee store for plants chosen specifically to grow in your area. Selection and variety vary by location.



Hy-Vee Garden Helpers  
1 qt. perennials 2/\$7.00



Beautiful Perennials in #1 container \$5.99

## perennial gardens

Whether planting grasses or flowering bushes, quart-size perennials create an instant impact in your garden. This container size also makes an ideal replacement for plants that fail to reappear this spring.



## GROW LIKE THE PROS

Tuck summer-flowering bulbs in garden beds and containers for easy-care color. These goof-proof beauties take gardening to a new level of low-maintenance luxury. Simply tuck them into soil, provide plenty of water and let them grow.

Planting depths vary, but generally, bury bulbs at a depth equal to three times its diameter. Follow planting recommendations on package labels. In sandy soil, plant slightly deeper than suggested; in heavy soil, plant less deep. Some tall-growing bulbs, such as dahlia, require staking. To avoid damage to bulbs, insert narrow green bamboo stakes at planting time. Stakes will be hidden later by foliage.

Add bulb fertilizer in holes at planting time. In subsequent years, fertilize perennial bulbs in spring by scratching slow-release organic fertilizer into soil around clumps or add mulch with a layer of compost. Divide clumps when bulbs become overcrowded or display fewer blooms.

Generally, you should choose plants that will thrive in your growing zone. Hy-Vee stores are located in growing Zones 3–6. But our chart lists some plants, such as begonias and dahlias, that cannot withstand the cold temperatures of Midwest zones. These plants must be lifted and stored for winter. Dig bulbs after frost kills foliage, shaking soil from bulbs or tubers. Arrange them on an elevated screen to dry. When dry, move them to a cool (45–50°F) dry place for winter. Store them in loose peat moss, paper sacks or onion bags. Check bulbs during winter and if any show signs of mold or rotting, toss them.

plant name	zone	height	bloom time	flower description	planting depth	growing tips	landscape ideas
<b>Asiatic Lily</b> (Lilium hybrids)	Zones 3–10	1–3 feet	summer	Trumpet-shape flowers grow to 6-inch diameter; flower stems open 4 to 8 blossoms. White, yellow, pink, red, orange, pastel hues and bicolors.	4–6 inches	Plant in full sun in well-drained soil. Lilies look most natural planted in odd-numbered clumps of 5 or more bulbs.	Clumps of bulbs grow over time. Sturdy stems rarely need staking, but large clumps may require support. Insert a hoop stake around clump as stems emerge in spring. Interplant lilies in mixed borders of perennials and annuals.
<b>Belgian or Tuberous Begonia</b> (Begonia hybrids)	Zones 9–11	1–1½ feet	spring to fall	Petals frequently face direction of the leaves. White, pink or scarlet.	2 inches	Site in morning sun to partial shade. Lift and store for winter after frost kills foliage.	Beautiful in pots. Cascading varieties create lovely hanging baskets; charming displayed on plant stands.
<b>Canna</b> (Canna hybrids)	Zones 7–10	2–5 feet	July–August	Asymmetrical flowers that bloom in all colors except purple and blue. Many freckled varieties.	4–6 inches	Give plants full sun and ample moisture for a stunning floral show all summer. Plant selections with colorful foliage for exotic beauty.	Experiment with dwarf varieties in flowerbeds or containers. In the landscape, plant dark-leaf cannas with a flounce of trailing white or yellow zinnias and a ruffle of chartreuse sweet potato vine or vining purple petunias.
<b>Dahlia</b> (Dahlia hybrids)	Zones 3–8	1–4 feet	July–September	Flowers in sizes from 1–8 inches. Bloom in a variety of colors; predominantly yellow and red.	Taller types 6–7 inches; dwarf selections 2–3 inches	Reserve a sunny spot for these spectacular flowers. Tall varieties require staking at planting to avoid spearing later. Lift and store in cold zones.	Terrific cut flowers. Grow in groups of three. Remove spent flowers to encourage new bud formation.
<b>Gladiolus</b> (Gladiolus hortulanus)	Zones 4–10	2–5 feet	June–July	Petals usually face the same direction; every color except blue.	4 inches in clay soil; 6 inches all other soil	Arrange in full sun in groups of 5–7 bulbs. Choose a protected location to avoid wind damage to flower spikes.	Extend the floral show by planting groups of bulbs 1 week apart over 3 weeks. Gladiolus are lovely cut flowers.
<b>Tiger lily</b> (Lilium lancifolium ‘Splendens’)	Zones 3–9	3–4 feet	July–August	Orange trumpet-shape flowers grow to 6-inch diameter; freckles on inner petal.	5–6 inches	Plant in full sun to partial shade in odd-number groups. These lilies thrive in consistently moist soil; a terrific choice for damp low spots.	Plant at back of a border for a tower of orange. This elegant bloomer deserves a place in every garden.

Note: Flowers for Zones 7–10 may be grown in your zone. You may plant them in containers so they can be taken inside during winter.





Visit your local Hy-Vee store for plants chosen specifically to grow in your area. Selection and variety vary by location.



Hydrangea Forever and Ever Assortment 8-in. ctn. \$11.99



Bella Anna and Vanilla Strawberry Hydrangea #2 ctn. \$24.99



## hydrangeas

Welcome the latest generation of easy-to-grow hydrangeas to your garden. These colorful charmers bloom no matter when you prune. Vanilla Strawberry even thrives in sun.



LANDSCAPE



# *stunning* LANDSCAPE

COLOR YOUR YARD WITH A BOUNTY OF DIVERSE PLANTS. BY PLANTING A MIX OF TREES, SHRUBS AND ROSES, YOU CAN DRESS OUTDOOR SPACES WITH BEAUTY THAT KEEPS PACE WITH THE SEASONS. GROOM A GORGEOUS LAWN AS A BACKDROP TO LET PLANTINGS SHINE.

**For creating a brand new landscape** from scratch, budget 5-10 percent of your home's value. You don't have to invest that much cash in one fell swoop. By installing the landscape in phases, you can save and follow a pay-as-you-go plan. "Focus on installing hardscape first," says Jerry Kluver, Hy-Vee Garden Center Manager. "This includes walkways, edging and irrigation systems, as well as ornamental items like boulders or sculptures."

Form planting beds using a garden hose, allowing the hose to lie in place for a few days. Live with the design before you break ground. Be sure to observe sunlight patterns on planting beds to select plants adapted to the growing conditions. Planting trees and shrubs first is the best approach. As you choose additional plants, remember that perennials, which come back year after year, save money in the long run. Count on annuals for quick, instant color.

Place perennials into beds based on mature spacing, and fill in with annuals. "If you overplant with perennials and the bed becomes crowded, dig and divide the perennials," Jerry says. "That's a cost-effective way to recoup your investment."



## planting trees & shrubs

Spring is a great time to add trees and shrubs. For trees, choose those featuring seasonal color, from spring flowers to brilliant fall foliage. Great choices include crabapples, Chanticleer pears and Canada red cherry. For blooming shrubs that grow easily and offer constant color, try Endless Summer hydrangeas or Easy Elegance roses.

To plant a rose, choose a location with at least six hours of daily sun and well-draining soil. Roses have pretty big appetites. Have compost on hand to mix into the planting hole and backfill soil.

Leave rose in container until it is ready to plant. When ready, cut away container, teasing loose any roots that have attached to the container sides. Gently loosen and break up the root ball using your fingers. If the rootball is thick, use a utility knife to score slits into it. Loosen soil and roots along the slits. It is ready to plant.

1. Dig a hole twice as deep and wide as the rose's root ball. If your soil is clay, add sand, compost or black soil. A tilling spade works well for digging in rocky soil or among existing plants.
2. Mix compost with the soil you removed from the hole and add back enough so the plant will sit at about the same level in the hole as it was inside its pot. Don't plant it too deeply.
3. Backfill the hole, adding one-third of removed soil mixed with compost. Tamp soil lightly to remove air pockets. Water with Hy-Vee Plant Starter to reduce transplant shock and stimulate root growth. Repeat this process two more times, each time adding another third of the soil. Spread extra compost-soil mixture over a planting bed or add to the compost pile.
4. Lay weed barrier cloth around the rose to prevent weeds. Toss weed-suppressing Preen beneath the cloth to stop weeds from sprouting. Spread mulch around the rose, covering exposed weed cloth.



## mulches and soil

Head-turning landscapes begin with healthy soil. While the Midwest is renowned for its rich black farm soil, many residential yards have clay soil now because topsoil was hauled or washed away. To ensure healthy plants, amend clay soil by incorporating topsoil or garden soil, peat moss and compost. Used individually or together, these materials blend with existing soil to create a rich, well-drained base that water, nutrients and roots can move through easily.

A mulch layer helps maintain premium growing conditions. Mulch slows the evaporation of water from soil and suppresses weeds. A mulch layer also reduces soil temperature, a boon in the heat of summer. Different mulches boast different characteristics. Bark mulches resist compaction and aren't easily windblown. Shredded bark binds well together; choose it for slopes. Wood chips can float; avoid using them on hillsides or near in-ground water features, where heavy downpours can flood planting beds and float chips into ponds or pools.

Any organic mulch, such as shredded bark, wood chips, compost or shredded leaves, gradually breaks down and adds nutrients to the soil. Larger, chunkier materials, like cherry hardwood chips, decompose more slowly than pine bark chips or shredded bark. For finer materials, like shredded bark or compost, refresh mulch annually, laying down 2–3 inches. With wood chips, replenish mulch every 2-3 years. Rake and churn the existing layer before adding a light top-dressing of fresh chips, enough to maintain a 2- to 3-inch layer of mulch over the soil.

As in planting beds, soil makes or breaks plant growth in pots. Commercial bagged mixes work best in the tight confines of containers. Miracle Grow Moisture Control Potting Mix contains peat moss, compost and perlite, which form a lightweight soil that doesn't compact. This mix also includes composted coconut hulls, which absorb and retain water, keeping plant roots moist for longer.



Hy-Vee Premium Weed & Feed 16 lb. \$14.49  
 Hy-Vee Premium Lawn Food 16 lb. \$11.99  
 Hy-Vee Crabgrass Preventer Plus Lawn Food 17 lb. \$15.49  
 Hy-Vee Insect Control 10 lb. \$10.50



Hy-Vee Grass & Weed Killer 1 qt.  
 Ready-to-Use. (Compare to Roundup.) \$4.99  
 Hy-Vee Lawn Weeder Ready-to-Use.  
 (Compare to Weed-B-Gone.) 1 qt. \$4.99

## lawn fertilizer & maintenance

Find everything at your local Hy-Vee you need to grow a lawn that will be the envy of your neighborhood. Our specialized fertilizer and weed products cater to Midwest soils and weed invaders. The four-step program is a snap to follow.

Set off a beautiful landscape with a lush, healthy lawn. It's easy and rewarding with Hy-Vee's specialty lawn-care products and fertilizers. Follow Hy-Vee's Premium 4-Step Lawn Fertilizer Program to grow a dark-green lawn, help grass recover from stress and prevent turf weeds and diseases. The fertilizer products, with sulfur coatings, yield continuous turf greening for 60 to 90 days. Adapted to regional growing conditions, the fertilizers contain iron and sulfur, nutrients frequently deficient in Midwest soils.

The following steps will keep your lawn healthy and green.

- 1.** In early spring, apply Hy-Vee Crabgrass Preventer to suppress growth of such annual lawn weeds as crabgrass, foxtail and goosegrass. The formula's primary weed-prevention ingredient, Dimension, won't stain walks or driveways.
- 2.** In late spring, apply Hy-Vee Weed & Feed fertilizer for extended greening. Use this along with broadleaf weed control to get rid of dandelions, clover and violets.
- 3.** During growing seasons, keep Hy-Vee Insect Control on hand in case insects invade your lawn. It contains bifenthrin, which controls ants, armyworms, ticks, chiggers, crickets, fleas, millipedes and many other insects.
- 4.** In late summer, apply Hy-Vee Lawn Food to thicken all varieties of turf grass. It's best when applied around Labor Day. This lawn food will green grass into fall, thanks to controlled-release nitrogen.



VEGETABLE

# *for your* TABLE

GROW YOUR OWN PRODUCE FROM HEALTHY AND STURDY PLANTS SURE TO DELIVER A BOUNTIFUL CROP. HY-VEE GARDEN CENTER PLANTS GROW WELL IN MIDWESTERN SUMMERS, WHETHER IN A BACKYARD PLOT OR A CONTAINER GARDEN.

**Savor the flavor** of sun-ripened produce—picked fresh from your own yard. Even a modest suburban lot can host a healthy crop of vegetables, and you don't need a green thumb to ensure a harvest. You can tuck a vegetable patch anywhere the sun shines. Root crops need at least 6 hours of sun daily, while tomatoes, peppers, beans and squash yield most in full sun. Leafy crops, like lettuces and spinach, tolerate some shade. In fact, protection from strong afternoon sun is ideal. Place your garden where it's convenient for tending and picking. It should also be located near a water source because vegetables need consistent water for best growth.

If you've never gardened before, start small. A few free-standing pots or a 4×4-foot raised bed allow ample space for first efforts. Plant crops your family enjoys, but also include something new for everyone to try. Some crops thrive in the cool weather of late spring-early summer. These include radish, lettuces, sugar snap peas and spinach. For hot-weather harvest, try easy-growing bush green beans, cherry tomatoes, zucchini and peppers. Include herbs and edible flowers, like nasturtium, in the mix. Sun-ripened veggies boast amazing flavors sure to make every mealtime a celebration.



Visit your local Hy-Vee store for plants chosen specifically to grow in your area. Selection and variety vary by location.

## vegetable gardens

Great-tasting veggies start with top-quality plants. Look for a selection of vegetables and herbs in sizes to suit every budget.



Hy-Vee Garden Helpers  
Vegetables gallon \$3.99




Herb Hanging Basket \$8.99



Savory Chef Herbs 3 ct. \$10.99



Hy-Vee Garden Helpers Herb  
pint \$1.99



Hy-Vee Garden Helpers Jumbo  
Flowers or Vegetables  
4 pk. \$1.99



Hy-Vee Garden Helpers  
Vegetables and Herbs pint  
\$1.99

### GROWER'S TIP

**Raise tomatoes and other vegetables in containers.**

For tomatoes and peppers, choose a large pot, about 12 inches wide minimum. Lettuce grows well in shallow bowl-type containers. Use a specialized soil mix for container gardening, not soil from your yard. Provide consistent water and fertilizer for the best harvest.



SOLUTIONS

# *keep 'em* OUT

PESTS ARE THE SCOURGE OF EVEN THE MOST BEAUTIFUL LAWNS AND GARDENS. HY-VEE CAN HELP IN THE FIGHT AGAINST WEEDS AND BUGS THREATENING YOUR SLICE OF PARADISE.





**A yard is never static.** Even when grass appears healthy and the garden fruitful, the next pest attack could be just around the bend—brewing underground, lurking in a neighbor’s yard or taking root in an unfrequented corner. The quickest way to stay on top of potential lawn and garden problems is to spend time in your yard. Every time you mow, treat each pass as an inspection tour. Take note where grass is thinning, weeds are sprouting or insects are gathering.

In the garden, whether you’re growing shrubs, trees, vegetables or flowers, make every moment spent watering or harvesting count. Flip over leaves, examine the base of tree or shrub trunks and just be observant. Even the most severe pest invasions start with a small wave. Train yourself to know what healthy growth looks like, and you’ll be quick to spot problems before they become big headaches. For those times when pests do invade, find help to win the war at your Hy-Vee Garden Center.

## solution center

Discover the best approaches to dealing with six common lawn and garden problems. Our handy guide will help you understand what kind of trouble is developing and how best to battle it.

problem	why it’s happening	how to treat	what to use
 <p><b>Dandelions</b> (<i>Taraxacum officinale</i>)</p>	<p>This weed prefers sunny spots in any kind of soil and quickly colonizes thin, weak lawns. Deep tap roots grow 2-3 feet and survive winter. Abundant wind-borne seeds can travel miles.</p>	<p>You must kill the whole plant—taproot and leaves. Treat established plants with weed killer. Grow a thick lawn to prevent seeds from taking root.</p>	 <p><b>Hy-Vee Grass and Weed Killer Ready-to-Use</b> 1 qt. \$4.99</p>
 <p><b>Creeping Charlie</b> (<i>Glechoma hederacea</i>)</p>	<p>This perennial weed acts as a ground cover, forming thick mats of stems. It takes root in shady, moist areas, but grows in sun, too, invading thin lawn. Plants spread by underground and aboveground stems and seeds.</p>	<p>To beat creeping Charlie, kill foliage and underground stems with weed killer. In shady areas, replace lawn with perennial ground covers that can crowd out this weed.</p>	 <p><b>Weed B Gon Max Ready-to-Use</b> 24 oz. \$5.99</p>
 <p><b>Grubs</b></p>	<p>Grubs are the larvae of Japanese, June and chafer beetles. They burrow beneath grass and feed on roots. They prefer sunny sections of the lawn and survive winter by digging deeper into soil. In late spring, they hatch into beetles.</p>	<p>Control grubs when they’re small. Use a pesticide applied with a lawn spreader. Timing is key to success. Treat in late June (by July 1 at the latest).</p>	 <p><b>GrubEx 5M</b> 5,000 sq. ft. \$22.99</p>
 <p><b>Brown Lawn</b></p>	<p>Lawn burns are caused by excess nitrogen salts in pet urine and salts in de-icers.</p>	<p>Usually takes 1-2 shakes of spot treatment per square foot of brown lawn. Normal watering washes away the problem salts, allowing grass to grow again.</p>	 <p><b>Spot Gone! shaker bag</b> 4 lb. \$11.99</p>
 <p><b>Early Tomato Blight</b> (<i>Alternaria solani</i>)</p>	<p>If you’ve battled it before, this fungus is likely still in your soil. It also survives on plant debris or may arrive on transplants. Wet weather favors attacks; stressed plants are more susceptible. The disease moves from bottom to top of plants.</p>	<p>Treat transplants every 7-10 days with fungicide; reapply after rain. Stake and mulch tomato plants; rotate crops annually. Remove and destroy all tomato plant debris in fall.</p>	 <p><b>Fung-onil Ready-to-Use</b> 1 qt. \$6.99</p>
 <p><b>Japanese Beetles</b> (<i>Popillia japonica</i>)</p>	<p>These beetles are what lawn grubs grow up to be. They appear in early summer and feast on tender plant growth—new leaves, soft fruits and flower petals. After mating, they lay eggs in your lawn, which hatch into grubs.</p>	<p>Adults tend to feed in sunny spots. Knock beetles off plants into soapy water or spray with insecticide. Watch for grub damage to your grass; treat as needed.</p>	 <p><b>Japanese Beetle Killer Ready-to-Use</b> 1 qt. \$6.99</p>



GRILLS

# *hot* GRILLS

WE LOVE THE SIZZLE OF A JUICY STEAK. IT DELIVERS THE PROMISE OF A SUCCULENT SUPPER. IF YOU AREN'T READY FOR THIS WARM-WEATHER SYMPHONY, GET EQUIPPED WITH NEW GRILLING GEAR FROM HY-VEE.

**GRILLS AVAILABLE ONLINE AND AT SELECT STORES.**



All products shown are available online at [www.hy-vee.com](http://www.hy-vee.com). Free delivery to your local Hy-Vee store. Please ask our helpful employees if you need assistance.

**Choosing the right grill** is the secret to warm-weather success. This season, turn to Hy-Vee for equipment that will deliver beautiful beef, pleasing pork, choice chicken and fabulous fish. Here are some basic questions to keep in mind as you shop for a grill.

- What type of food will you grill most often? If it's just burgers, steak or chicken, get a medium-sized unit. Going big with roasts or racks of rib? Step up to a grill sized for the task.
- Plan to feed bigger groups? Order a grill with a large cooking surface, side burners, warming racks and other options that will let you keep the crowd happy and well fed.
- How often will you barbecue? If you're strictly a weekender, a charcoal or mid-range gas unit will be fine. For those who frequently cook, consider hooking up the grill to a natural gas line.
- What is your budget? Grills can cost from less than \$50 to thousands of dollars. Shop wisely.



## WEBER SPIRIT E-210 GAS GRILL

Porcelain-enameled cooking grates and steel shroud. Stainless steel work surface. Stainless steel burners deliver even heat across grate. 458 sq. in. cooking area. Model 4411001  
**\$399.00**



## GRILL UP A PERFECT STEAK

After selecting a steak from Hy-Vee, here's what to do.

1. **Minimal seasoning.** All that's really needed is salt and pepper.
2. **Heat is a better measurement than time.** Ask your Hy-Vee meat specialist for the optimal inner temperature. Generally, the temperature should be 130-135°F for medium-rare and 140-145°F for medium. If you don't own a digital meat thermometer, purchase one.
3. **No flipping.** Steak should only be flipped once while grilling. Never cut it open to see if meat is done, that will let juices run out.
4. **Let it rest.** After grilling to correct temperature, remove the meat from grill with tongs and let it rest for about 10 minutes. This allows it to cook a little more in its own juices. There it is: the perfect steak.

The Weber Spirit E-210 is a medium-sized unit that is big on features. It has two burners, each with a controller built into the apron, *top*. A top rack acts as a food warmer, *above*.

## grill accessories

A great grill deserves some good toys. Here are a few, including a maker for kabobs and a box that lets you add wood-smoke flavor using a gas grill. Accessories are available at your local Hy-Vee.




Charcoal Starter \$12.99



Kabob Rack and Chrome Skewer Set 6 pc. \$6.99



Barbecue Cedar Grilling Planks 2 ct. \$2.99



Porcelain Wok Topper non-stick metal finish 12-in. x 16-in. \$6.99



Durable Cast Iron Smoker Box \$8.99



Jalapeño Barbecue Cooker, porcelain coated non-stick finish \$3.29



GRILLS



The Brinkmann grill offers 48,000 BTUs of cooking power. Lids close over the side burner, *above left*, to become a small counter. A temperature gauge, *above right*, is mounted in the hood.



### BRINKMANN QUICK SET CART

Stainless steel, porcelain-coated hood and porcelain-coated cast iron cooking grates. 652 sq. in. total cooking surface.

**\$199.99**



### BRINKMANN 4 BURNER

Brinkmann 4-Burner Grill has same features as above. Removable cutting board and cast iron side-burner griddle with raised side-burner cover.

**\$269.99**



### BRINKMANN SMOKE'N GRILL

Brinkmann Electric Smoker dual-level electric water smoker. Easily converts to grill. Porcelain-coated steel and wooden handles stay cool to touch.

**\$89.99**



### BRINKMANN TAILGATE

Brinkmann Tailgate 3 burners with 36,000 BTU. Stainless steel half griddle. Collapsible and with two wheels for setting up in minutes.

**\$199.99**



### CHAR-BROIL DUAL GRILL

3-burner gas grill with crank-adjustable height charcoal grill. Temperature gauge and locking casters.

**\$349.99**

## WEBER SPIRIT E-310 GAS GRILL

Rated at 36,000 BTUs, this grill includes such standard features as electronic ignition, porcelain-enameled cooking grates and roll-about swivel casters. Stainless steel burners deliver even heat across cooking grate. 536 sq. in. cooking area. Model 4421001  
**\$499.00**



Controls are integrated into the apron, *top*. A temperature gauge, *above*, is mounted in the hood.



**GRILLS AVAILABLE ONLINE AND AT SELECT STORES.**  
All products shown are available online at [www.hy-vee.com](http://www.hy-vee.com).  
Free delivery to your local Hy-Vee store. Please ask our helpful employees if you need assistance.



GRILLS

## CHAR-BROIL 600 SERIES

American Gourmet 600 series charcoal grill with adjustable-height steel fire grate. Side shelf with fold-down front shelf. 623 sq. in. total cooking area. Cast iron cooking grates and cool-touch spring handle. Perfect for family parties.

**\$99.99**



## SMOKEY JOE SILVER

Weber 14.5-inch charcoal grill, perfect for small spaces. Aluminum vent, porcelain-enameled bowl and lid; 147 sq. in. total cooking area. Model 10020

**\$29.99** 



## CHAR-BROIL GRILL

Char-Broil Tabletop Charcoal Grill with 187 sq. in. cooking area. Legs flip up for easy transportation, lock lid in place.

**\$24.98**



## CHAR-BROIL SMOKER

Char-Broil Vertical Gas Smoker with 3 cooking grates, warming rack, secondary access door and 16,500 BTU aluminized burner.

**\$179.99**

### GRILLS AVAILABLE ONLINE AND AT SELECT STORES.

All products shown are available online at [www.hy-vee.com](http://www.hy-vee.com). Free delivery to your local Hy-Vee store. Please ask our helpful employees if you need assistance.



## CHAR-BROIL KETTLE

Char-Broil Round Charcoal Kettle Grill. 22.5-inch diameter. Accessory basket and removable ash pan with handle. Porcelain-coated cooking grate for easy cleaning.

**\$44.99**



## WEBER ONE-TOUCH SILVER

A classic charcoal grill for over 50 years. Aluminum vent, porcelain-enameled bowl and lid with glass-reinforced nylon handles. 22.5-inch cooking surface. One-touch cleaning system. Model 741001-225

**\$99.00**



## BRINKMANN SMOKE'N GRILL

Charcoal smoker and grill in one. Smoke up to 50 pounds of food at one time. Converts to waist-high barbecue grill. Dome fits inside the body, which prevents drips down the outside. Rolled body edges offer greater strength and durability.

**\$49.99**



The Brinkmann is a smoker/grill done right. It includes a simple heat gauge, *above left*. To make it portable, strong wood handles are standard, *right*. The smoker has a 50-pound cooking capacity, so invite plenty of friends for dinner.



PATIOS

# *patio* ESCAPE

THERE'S NO PLACE LIKE HOME TO ENJOY A RELAXING RETREAT FROM A HECTIC WORLD. CREATE INVITING OUTDOOR SPACES IN YOUR OWN BACKYARD AND BREATHE EASY—YOU'VE EARNED IT.

**PATIO SETS AVAILABLE ONLINE AND AT SELECT STORES.**

All products shown are available online at [www.hy-vee.com](http://www.hy-vee.com). Free delivery to your local Hy-Vee store. Please ask our helpful employees if you need assistance.





**Celebrate easy living** this summer by outfitting your deck or patio to welcome family and friends. By drawing everyone out to enjoy the new outdoor furniture, you expand the livable area of your entire home. Upgrades create an outdoor room where there was once just a slab of concrete or a span of wood decking. Look to your Hy-Vee Garden Center for easy-care, stylishly designed outdoor furnishings. Select pieces that suit your lifestyle: dining table and chairs for meals, chairs and a low table for casual conversations and a swing-for-two with soft cushions and a shade-making canopy.

Look for furniture that will withstand punishment. Frames finished to resist the elements are a good choice. For outdoor upholstery fabrics, water-resistance is a critical factor. One of the best is Olefin fabric, which is comfortable, strong, colorfast and resistant to water, sun and mildew.

Plan outdoor rooms much like you do your indoor spaces. Consider how the space will be used, what seating will be best and table requirements. Make it a friendly space with such upgrades as umbrellas and swivel chairs. Entertaining outdoors has never been more fun.




The four spring chairs in the Davenport table set are made with frames of long-wearing aluminum, *below right*, and cushions covered with Olefin fabric, *below left*. The fire pit, *below center*, uses the same type of easy-to-change fuel tank used for gas grills.

## DAVENPORT 5-PC. SET

Firepit set comes with 4 Olefin-fiber cushion-spring chairs, a 46-inch painted table and lava-rock fire pit fueled by propane.

**\$699.99**





PATIOS

## ASHLEY DINING SET

7 pieces offer complete dining outdoors. 6 stamped-back stationary and swivel chairs, plus a 66x40-inch slat table. Durable aluminum frames.

(Umbrella sold separately.)

**\$549.99**

### PATIO SETS AVAILABLE ONLINE AND AT SELECT STORES.



All products shown are available online at [www.hy-vee.com](http://www.hy-vee.com). Free delivery to your local Hy-Vee store. Please ask our helpful employees if you need assistance.




Summer showers won't penetrate the weather-resistant fabric, *below*, of the Canyon Ranch swing. The canopy, *left*, is adjustable.



### CANYON RANCH SWING

2-person swing with adjustable canopy and lightweight frame for easy moving.

**\$99.99**



### CANYON RANCH 5-PC. SET

A patio set with 4 cushion swivel chairs and a 42-inch granite-look painted glass table. Olefin fabric used for durability outdoors over many seasons.

**\$379.99**

The tabletop of the Canyon Ranch set, *top*, has a stone-under-glass look. The swivel chairs, *center*, are covered with Olefin fabric and the backs, *above*, were given an appealing artistic design.



PATIOS

### WOODLAND SOFA SET

4-piece set includes 40x24-inch slat table, 2 stationary chairs, sofa bench with accent pillows. Painted finish with Olefin chenille fabric and aluminum frame.

**\$499.99**



### PATIO SET

5-piece set includes 4 sling fabric-covered chairs and a 32-inch square table.

**\$119.00**



### LOG SWING

2-person fir log swing, weather-treated with stain to resist weathering. Weight limit of 750 pounds.

**\$139.99**

#### PATIO SETS AVAILABLE ONLINE AND AT SELECT STORES.



All products shown are available online at [www.hy-vee.com](http://www.hy-vee.com). Free delivery to your local Hy-Vee store. Please ask our helpful employees if you need assistance.



## WINDSOR COURT HIGH BAR

7-piece offering with 6 sling covered swivel high-bar chairs, 66x40-inch boat-shaped rectangular glass table and steel frame construction.

(Umbrella sold separately.)

**\$499.99**

## WINDSOR COURT BISTRO

3-piece bistro set includes 2 sling covered stationary rocker chairs with a round side table.

**\$179.99**




Relax by the pool or on the patio at this stylish table with matching bistro set, *above*. Glass-top painted table, *far left*, and weather-resistant fabric, *left*, make this grouping a designer choice.



PATIOS



The top of the Westgate 30-inch table, *below left*, is a painted surface under glass. You'll enjoy long hours of relaxation in the arching sling chairs, *below center and right*, which have a handcrafted look.



## WESTGATE SET

A classic 5-piece dining set with 4 sling-covered dining chairs and 30-inch painted-glass round table. (Umbrella sold separately.)

**\$299.99**




### CHATSWORTH SWING SET

3-seat cushion swing with adjustable canopy and weather-resistant fabric.

**\$189.99**



Lean back as you swing and relax against the pillowtop cushions of the Chatsworth swing, *left*. The weather-resistant canopy fabric, *below left*, can be adjusted for maximum shade.



### CHATSWORTH SET

Chatsworth sofa 4-piece set includes 2 internal rocker cushion chairs, a cushion sofa bench with accent pillow and a 40x24-inch slat coffee table. Chairs have Olefin fabric and aluminum frames.

**\$499.99**

#### PATIO SETS AVAILABLE ONLINE AND AT SELECT STORES.

All products shown are available online at [www.hy-vee.com](http://www.hy-vee.com). Free delivery to your local Hy-Vee store. Please ask our helpful employees if you need assistance.





SELECT GARDEN FURNITURE AND ACCESSORIES ARE AVAILABLE ONLINE.  
CREATE A BACKYARD GETAWAY WITH A CLICK OF THE MOUSE!  
PLUS, SHIPPING IS FREE TO YOUR LOCAL HY-VEE STORE.

[www.hy-vee.com](http://www.hy-vee.com)